


我們為您的 RMA 帳戶提供多種驗證方法。

 **AOPEN**
Bright Ideas Connected

For security reasons, you must use an authentication method for your account.
How would you like to verify your identity?

MFA : Use verification codes from an authenticator app (such as Google Authenticator or another authenticator app)

OTP : One-time verification codes you receive in the Mail


[➔ Continue](#)

[↩ Back To Login](#)

- **OTP: One-time verification codes you receive in the Mail**

如果您選擇此選項，我們將透過電子郵件向您發送一次性驗證碼。

Your One-Time Verification Code for AOPEN RMA Account



AOPEN RMA <noreply@aopen.com>
收件者

😊↩ 回覆↩ 全部回覆➡ 轉寄📧⋮

2025/6/16 (週一) 下午 02:31

AOPEN Customer Service Center

Hello [redacted]

For AOPEN RMA account: RMA ID [redacted] please use the following one-time verification code.

🔒 One-time verification code : **123456**


- This is mail sent by the system automatically, please do not reply to this mail.
- If you didn't ask for a one-time verification code for your account, please ignore this email.
- If you have any questions, please contact us by email.

⚠ **Please note:**

- This verification code is valid for [redacted]
- If you request a new verification code, the previous code will become invalid immediately.

Travis Wu (AOI)
Best Regards,
AOPEN Customer Service Team
Contact us: [redacted]

收到郵件通知後，系統將提示您輸入這次收到的驗證碼。

 **AOPEN**
Bright Ideas Connected

Verify Your Identity


You're trying to Log In to AOPEN RMA. To make sure your account is secure, we must verify your identity.

Use the one-time verification code you receive in the Mail

Username:

Verification Code

Enter the 6-digit code

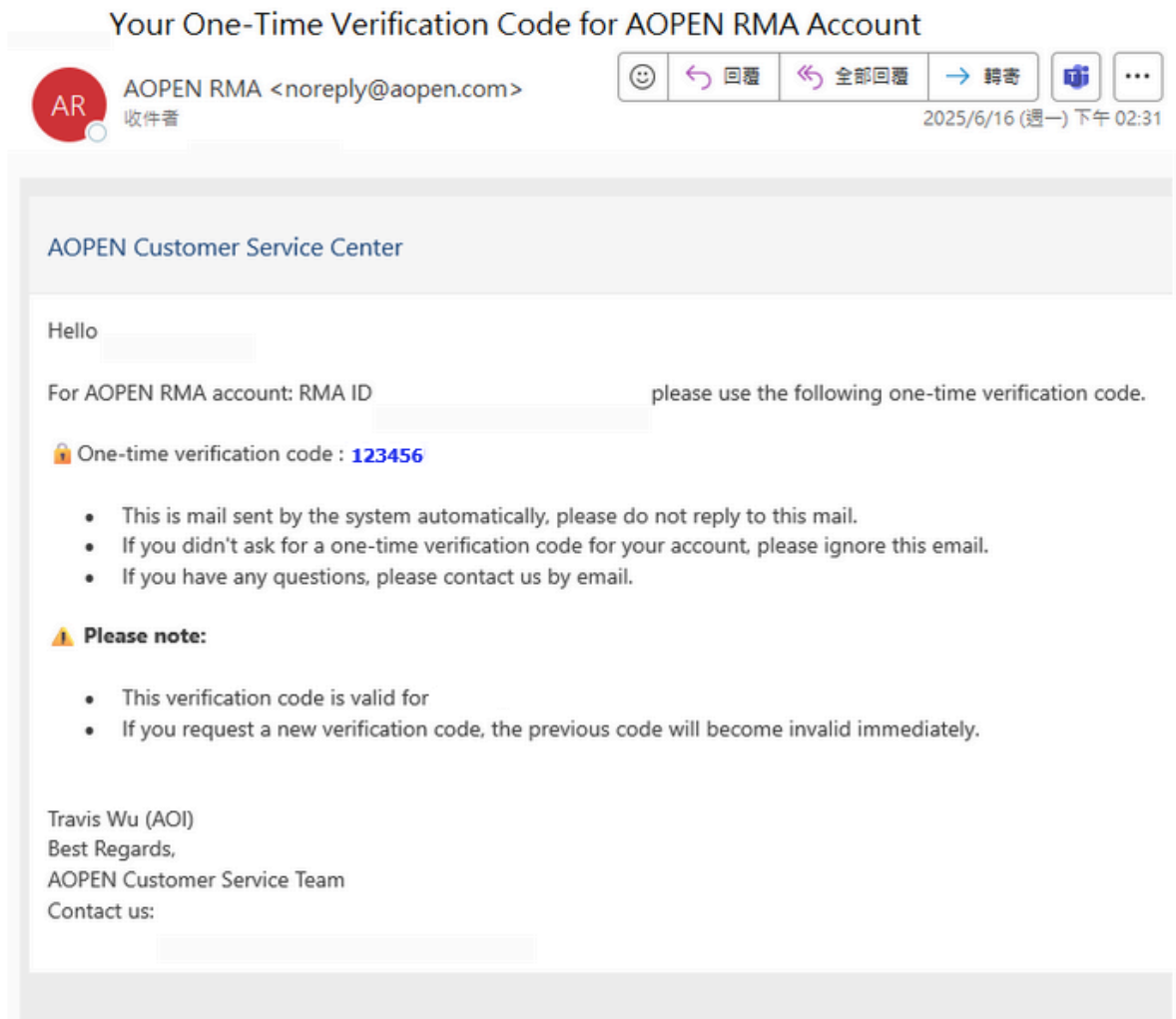
 **Verify**

[✉ Didn't receive a six-digit authentication code with email? Resend](#)

[↩ Choose Another Verification Method](#)

請注意，若您每次都選擇「透過電子郵件發送驗證碼」的選項，系統將在您每次登入時提示您要選擇何種驗證方式。

- **MFA: Use verification codes from a third-party authenticator app (e.g., Google Authenticator or Microsoft Authenticator)**
 1. 在選擇此選項之前，請先安裝 Google Authenticator、Microsoft Authenticator 或其他支援的驗證工具。
 2. 在設定身份驗證器之前，您需要先驗證您的身份。





Verify Your Identity

For security reasons, you're trying to set up an MFA method for logging in to AOPEN RMA. To make sure your account is secure, we must verify your identity.


Use the confirmation code you receive in the Mail

Username:


Confirmation Code
Enter the 6-digit code

 **Verify**

 [Didn't receive a six-digit confirmation code with email? Resend](#)

 [Choose Another Verification Method](#)

3. 使用您的身份驗證器掃描二維碼與您的RMA 帳戶進行連結


 **AOPEN**
Bright Ideas Connected

Connect an Authenticator APP


Connect a third-party authenticator app like Google Authenticator to your AOPEN RMA account so you can use it to verify your identity.

1. You can install an authenticator app like Google Authenticator ([watch this help](#)) or other authenticators on your mobile device from the App Store or Google Play.
2. Open an authenticator app.
3. Scan this QR code with the authenticator app.
4. Enter the code generated by the app.

Username:

 **SAMPLE**

Verification Code
Enter the 6-digit code

 **Connect**

4. 輸入您的身份驗證器應用程式產生的驗證碼。
5. 當您每一次登入，必須使用行動裝置上的身份驗證應用程式來取得驗證碼後進行驗證。